

# myRobot<sup>®</sup> C E N T E R

The expert for robots in your home

With one click to the online shop



[myRobotcenter.eu](https://myRobotcenter.eu)




[myRobotcenter.co.uk](https://myRobotcenter.co.uk)



myRobotcenter



# Firmware update




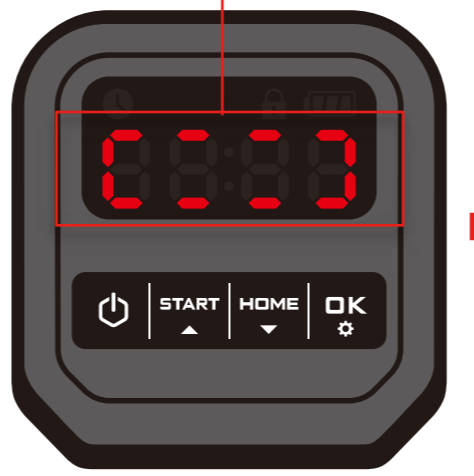
Plugging in the USB flash disk,



Long press  for 3 seconds




Sound a "din-"   
Automatic enter the self check program.  
All lamps are lighting, then go out .



Rolling flashing

Firmware updating




Sound a "din-"   
Then pull out the USB flash disk when show "USB".




Rolling flashing

Firmware installing



If firmware updating successful ,sound a "din-" it will enter the PIN page 



If firmware updating not successful , Show "ERRO" flashing and sound a "din-din , din-din, din-din" .  
Landxcape automatic  restarting with old firmware .

Save the latest firmware to an empty FAT32 formatted USB (flash drive) the software update is downloaded as a zipped file. You will need to unzip or extract it before proceeding.